









SPOTlight: School Year 2022-2023

Mastery Charter School at Pickett

School Code	3393	Principal Name	Margaux Munnelly
Sector	Charter	Address	5700 Wayne Ave
Network	Charters	Phone	215 866 9000
Report Type	Middle School	Admission Category	Citywide With Criteria
Receives HS Report	Yes	October 1 Enrollment	423
Grades in Report	6 8		
Website	masterycharter.org/secondary schools/pickett campus		

School Performance Outcomes Table

CONDITIONS FOR SUCCESS				
Metric Name	2021-22 Results	2022-23 Results	2022-23 Progress	Metric Description
Student Attendance	63.4%	56.5%	-6.9 %-pts 	Percentage of students attending 90% or more of instructional days
Teacher Attendance	Not Applicable			Percentage of teachers attending 90% or more of work days
Student Dropouts (Grades 7-8)	1	1	+0 	Number of students no longer enrolled, and who did not transfer or graduate

ACADEMIC GOALS						
Metric Name	2021-22 Results	2022-23 Results	2022-23 Progress	2021-22 Results	2022-23 Results	2022-23 Progress
Goals 1-3: Grades 3-8	PSSA/PASA Proficient or Advanced			PSSA/PASA Below Basic		
Grade 3 Reading	Not Applicable			Not Applicable		
Grade 3 - 8 Reading	15.4%	26.8%	+11.4 %-pts 	22.6%	18.3%	-4.3 %-pts 
Grade 3 Math	Not Applicable			Not Applicable		
Grade 3 - 8 Math	2.6%	8.3%	+5.7 %-pts 	82.3%	70.6%	-11.7 %-pts 
Grade 4 and 8 Science	4.9%	12.6%	+7.7 %-pts 	74.8%	61.4%	-13.4 %-pts 

All SPOTlight indicator colors are based on unrounded changes in results. Percentage point changes are rounded to the nearest tenth for display.

SPOTlight Legend:	Improving 	Maintaining 	Not Improving 
-------------------	---	--	---

Mastery Charter School at Pickett

2022-2023 SCHOOL PROGRESS REPORT ON EDUCATION AND EQUITY

School Code | 3393 Sector | Charter Network | Charters

Principal Name | Margaux Munnelly

Address | 5700 Wayne Ave Phone | 215-866-9000

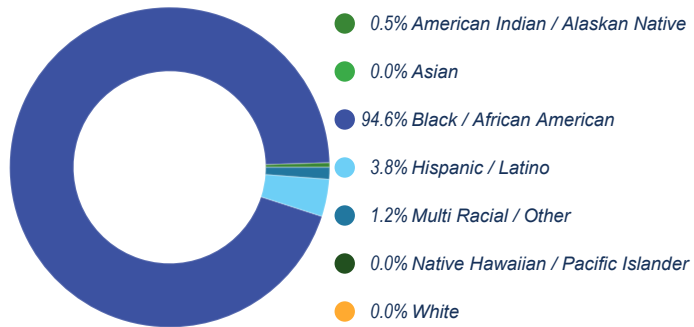
Website | masterycharter.org/secondary-schools/pickett-camp

us Report Type | Middle School Grades in Report | 6-8

Admissions Category | Citywide With Criteria

Receives HS Report | Yes Oct 1 Enrollment | 423

Student Enrollment and Demographics



444

of Students Served Over the Full Year

33.6%

% of Students with IEPs

0.5%

% of Students Identified as English Learners

94.6%

% of Students Identified as Economically Disadvantaged






Student Attendance

30.6%

% of Students Attending at Least 95% of Instructional Days

56.5%

% of Students Attending at Least 90% of Instructional Days

Score Level	Performance	Improvement	Level
Not Applicable for 2022-2023	Black / African American		
Performance Insufficient Data for Score	Insufficient Data for Score	100.0%	NA
	Hispanic / Latino		
Improvement Improving in 6 out of 9 Eligible Metrics 66.7%	Insufficient Data for Score	Insufficient Data for Score	NA
	Multi Racial / Other		
Goal Performance (All Students)	Insufficient Data for Score	Insufficient Data for Score	NA
	White		
GOAL 1 PSSA ELA: % of Students Proficient or Advanced, Grades 3-8 Score: 26.8%	Insufficient Data for Score	Insufficient Data for Score	NA
 IMPROVING +11.4 From Prior Year 	American Indian / Alaskan Native		
	Insufficient Data for Score	Insufficient Data for Score	NA
GOAL 2 PSSA ELA: % of Students Proficient or Advanced, Grade 3 Not Applicable	Asian		
	Insufficient Data for Score	Insufficient Data for Score	NA
GOAL 3 PSSA Math: % of Students Proficient or Advanced, Grades 3-8 Score: 8.3%	Native Hawaiian / Pacific Islander		
	Insufficient Data for Score	Insufficient Data for Score	NA
 IMPROVING +5.7 From Prior Year 	English Learners		
	Insufficient Data for Score	Insufficient Data for Score	NA
	Students with IEPs		
	Insufficient Data for Score	100.0%	NA
	Economically Disadvantaged		
	Insufficient Data for Score	100.0%	NA

Climate, Culture & Opportunity

Conditions for Success

School Code | 3393 School Name | Mastery Charter School at Pickett

% of Students Attending 90%+ of Days

All Students

444 Students

Score: 56.5%



NOT IMPROVING

-6.9 From Prior Year



% of Students Attending

Greater Than 95% of Instructional Days

30.6%

90-95% of Instructional Days

25.9%

85-90% of Instructional Days

18.7%

80-85% of Instructional Days

13.1%

Less than 80% of Instructional Days

11.7%

Number of Dropouts

All Students

Grades 7-8

Students: 1

MAINTAINING

+0.0 From Prior Year



% of Students Receiving Zero Out-of-School Suspensions

All Students

444 Students

Score: 57.2%



NOT IMPROVING

-10.9 From Prior Year



* Schools that are performing at the most positive value for a metric automatically receive a label of "Improving", even if no change in performance occurred.

Climate, Culture & Opportunity

Conditions for Success

School Code | 3393 School Name | Mastery Charter School at Pickett

% of Teachers Attending 90%+ of Days

Additional Teacher Metrics

All Teachers

Not Applicable

Data Unavailable
% of Teachers Rated as
Distinguished

Data Unavailable
% of Teachers Rated as
Proficient

Data Unavailable
Year-to-Year Teacher
Retention

** Schools that are performing at the most positive value for a metric automatically receive a label of "Improving", even if no change in performance occurred.*

Reading: Every Student Reads On or Above Grade Level

Goal 1 - PSSA Reading Proficiency, Grades 3-8

School Code | 3393 School Name | Mastery Charter School at Pickett

PSSA ELA: % of Students Proficient or Advanced, Grades 3-8	PSSA ELA: % of Students Below Basic, Grades 3-8
<p>All Students 95 out of 355 Students</p> <p>Score: 26.8%</p> <p>IMPROVING +11.4 From Prior Year </p>	<p>All Students 65 out of 355 Students</p> <p>Score: 18.3%</p> <p>IMPROVING -4.3 From Prior Year </p>
<p>Black / African American 89 out of 335 Students</p> <p>Score: 26.6%</p> <p>IMPROVING +11.5 From Prior Year </p>	<p>Black / African American 61 out of 335 Students</p> <p>Score: 18.2%</p> <p>IMPROVING -3.6 From Prior Year </p>
<p>Hispanic / Latino</p> <p>Insufficient Sample</p>	<p>Hispanic / Latino</p> <p>Insufficient Sample</p>
<p>Multi Racial / Other</p> <p>Insufficient Sample</p>	<p>Multi Racial / Other</p> <p>Insufficient Sample</p>
<p>White</p> <p>Insufficient Sample</p>	<p>White</p> <p>Insufficient Sample</p>
<p>American Indian / Alaskan Native</p> <p>Insufficient Sample</p>	<p>American Indian / Alaskan Native</p> <p>Insufficient Sample</p>
<p>Asian</p> <p>Insufficient Sample</p>	<p>Asian</p> <p>Insufficient Sample</p>
<p>Native Hawaiian / Pacific Islander</p> <p>Insufficient Sample</p>	<p>Native Hawaiian / Pacific Islander</p> <p>Insufficient Sample</p>
<p>English Learners</p> <p>Insufficient Sample</p>	<p>English Learners</p> <p>Insufficient Sample</p>
<p>Students with IEPs 15 out of 111 Students</p> <p>Score: 13.5%</p> <p>IMPROVING +3.3 From Prior Year </p>	<p>Students with IEPs 35 out of 111 Students</p> <p>Score: 31.5%</p> <p>IMPROVING -4.9 From Prior Year </p>
<p>Economically Disadvantaged 87 out of 333 Students</p> <p>Score: 26.1%</p> <p>IMPROVING +12.1 From Prior Year </p>	<p>Economically Disadvantaged 61 out of 333 Students</p> <p>Score: 18.3%</p> <p>IMPROVING -6.4 From Prior Year </p>

* Schools that are performing at the most positive value for a metric automatically receive a label of "Improving", even if no change in performance occurred.

Reading: Every Student Reads On or Above Grade Level

Goal 2 - PSSA Reading Proficiency, Grade 3

School Code | 3393 School Name | Mastery Charter School at Pickett

PSSA ELA: % of Students Proficient or Advanced, Grade 3	PSSA ELA: % of Students Below Basic, Grade 3
<p>All Students</p> <p style="text-align: center;">Not Applicable</p>	<p>All Students</p> <p style="text-align: center;">Not Applicable</p>
<p>Black / African American</p> <p style="text-align: center;">Not Applicable</p>	<p>Black / African American</p> <p style="text-align: center;">Not Applicable</p>
<p>Hispanic / Latino</p> <p style="text-align: center;">Not Applicable</p>	<p>Hispanic / Latino</p> <p style="text-align: center;">Not Applicable</p>
<p>Multi Racial / Other</p> <p style="text-align: center;">Not Applicable</p>	<p>Multi Racial / Other</p> <p style="text-align: center;">Not Applicable</p>
<p>White</p> <p style="text-align: center;">Not Applicable</p>	<p>White</p> <p style="text-align: center;">Not Applicable</p>
<p>American Indian / Alaskan Native</p> <p style="text-align: center;">Not Applicable</p>	<p>American Indian / Alaskan Native</p> <p style="text-align: center;">Not Applicable</p>
<p>Asian</p> <p style="text-align: center;">Not Applicable</p>	<p>Asian</p> <p style="text-align: center;">Not Applicable</p>
<p>Native Hawaiian / Pacific Islander</p> <p style="text-align: center;">Not Applicable</p>	<p>Native Hawaiian / Pacific Islander</p> <p style="text-align: center;">Not Applicable</p>
<p>English Learners</p> <p style="text-align: center;">Not Applicable</p>	<p>English Learners</p> <p style="text-align: center;">Not Applicable</p>
<p>Students with IEPs</p> <p style="text-align: center;">Not Applicable</p>	<p>Students with IEPs</p> <p style="text-align: center;">Not Applicable</p>
<p>Economically Disadvantaged</p> <p style="text-align: center;">Not Applicable</p>	<p>Economically Disadvantaged</p> <p style="text-align: center;">Not Applicable</p>

* Schools that are performing at the most positive value for a metric automatically receive a label of "Improving", even if no change in performance occurred.

Math & Science: Every Student Performs On or Above Grade Level

Goal 3 - PSSA Math Proficiency, Grades 3-8

School Code | 3393 School Name | Mastery Charter School at Pickett

PSSA Math: % of Students Proficient or Advanced, Grades 3-8	PSSA Math: % of Students Below Basic, Grades 3-8
All Students <i>30 out of 361 Students</i> Score: 8.3% <div style="display: inline-block; border: 1px solid gray; padding: 2px;"> IMPROVING +5.7 From Prior Year ✓ </div>	All Students <i>255 out of 361 Students</i> Score: 70.6% <div style="display: inline-block; border: 1px solid gray; padding: 2px;"> IMPROVING -11.7 From Prior Year ✓ </div>
Black / African American <i>29 out of 342 Students</i> Score: 8.5% <div style="display: inline-block; border: 1px solid gray; padding: 2px;"> IMPROVING +5.7 From Prior Year ✓ </div>	Black / African American <i>239 out of 342 Students</i> Score: 69.9% <div style="display: inline-block; border: 1px solid gray; padding: 2px;"> IMPROVING -12.9 From Prior Year ✓ </div>
Hispanic / Latino Insufficient Sample	Hispanic / Latino Insufficient Sample
Multi Racial / Other Insufficient Sample	Multi Racial / Other Insufficient Sample
White Insufficient Sample	White Insufficient Sample
American Indian / Alaskan Native Insufficient Sample	American Indian / Alaskan Native Insufficient Sample
Asian Insufficient Sample	Asian Insufficient Sample
Native Hawaiian / Pacific Islander Insufficient Sample	Native Hawaiian / Pacific Islander Insufficient Sample
English Learners Insufficient Sample	English Learners Insufficient Sample
Students with IEPs <i>4 out of 114 Students</i> Score: 3.5% <div style="display: inline-block; border: 1px solid gray; padding: 2px;"> IMPROVING +3.5 From Prior Year ✓ </div>	Students with IEPs <i>93 out of 114 Students</i> Score: 81.6% <div style="display: inline-block; border: 1px solid gray; padding: 2px;"> IMPROVING -7.2 From Prior Year ✓ </div>
Economically Disadvantaged <i>28 out of 340 Students</i> Score: 8.2% <div style="display: inline-block; border: 1px solid gray; padding: 2px;"> IMPROVING +5.2 From Prior Year ✓ </div>	Economically Disadvantaged <i>242 out of 340 Students</i> Score: 71.2% <div style="display: inline-block; border: 1px solid gray; padding: 2px;"> IMPROVING -12.3 From Prior Year ✓ </div>

* Schools that are performing at the most positive value for a metric automatically receive a label of "Improving", even if no change in performance occurred.

Math & Science: Every Student Performs On or Above Grade Level

PSSA Math Proficiency, Grade 3

School Code | 3393 School Name | Mastery Charter School at Pickett

PSSA Math: % of Students Proficient or Advanced, Grade 3	PSSA Math: % of Students Below Basic, Grade 3
<p>All Students</p> <p style="text-align: center;">Not Applicable</p>	<p>All Students</p> <p style="text-align: center;">Not Applicable</p>
<p>Black / African American</p> <p style="text-align: center;">Not Applicable</p>	<p>Black / African American</p> <p style="text-align: center;">Not Applicable</p>
<p>Hispanic / Latino</p> <p style="text-align: center;">Not Applicable</p>	<p>Hispanic / Latino</p> <p style="text-align: center;">Not Applicable</p>
<p>Multi Racial / Other</p> <p style="text-align: center;">Not Applicable</p>	<p>Multi Racial / Other</p> <p style="text-align: center;">Not Applicable</p>
<p>White</p> <p style="text-align: center;">Not Applicable</p>	<p>White</p> <p style="text-align: center;">Not Applicable</p>
<p>American Indian / Alaskan Native</p> <p style="text-align: center;">Not Applicable</p>	<p>American Indian / Alaskan Native</p> <p style="text-align: center;">Not Applicable</p>
<p>Asian</p> <p style="text-align: center;">Not Applicable</p>	<p>Asian</p> <p style="text-align: center;">Not Applicable</p>
<p>Native Hawaiian / Pacific Islander</p> <p style="text-align: center;">Not Applicable</p>	<p>Native Hawaiian / Pacific Islander</p> <p style="text-align: center;">Not Applicable</p>
<p>English Learners</p> <p style="text-align: center;">Not Applicable</p>	<p>English Learners</p> <p style="text-align: center;">Not Applicable</p>
<p>Students with IEPs</p> <p style="text-align: center;">Not Applicable</p>	<p>Students with IEPs</p> <p style="text-align: center;">Not Applicable</p>
<p>Economically Disadvantaged</p> <p style="text-align: center;">Not Applicable</p>	<p>Economically Disadvantaged</p> <p style="text-align: center;">Not Applicable</p>

* Schools that are performing at the most positive value for a metric automatically receive a label of "Improving", even if no change in performance occurred.

Math & Science: Every Student Performs On or Above Grade Level

PSSA Science Proficiency, Grades 4 and 8

School Code | 3393 School Name | Mastery Charter School at Pickett

PSSA Science: % of Students Proficient or Advanced, Grades 4 & 8	PSSA Science: % of Students Below Basic, Grades 4 & 8
All Students <i>16 out of 127 Students</i> Score: 12.6% <div style="display: inline-block; border: 1px solid gray; padding: 2px;"> IMPROVING +7.7 From Prior Year ✓ </div>	All Students <i>78 out of 127 Students</i> Score: 61.4% <div style="display: inline-block; border: 1px solid gray; padding: 2px;"> IMPROVING -13.4 From Prior Year ✓ </div>
Black / African American <i>16 out of 122 Students</i> Score: 13.1% <div style="display: inline-block; border: 1px solid gray; padding: 2px;"> IMPROVING +8.8 From Prior Year ✓ </div>	Black / African American <i>74 out of 122 Students</i> Score: 60.7% <div style="display: inline-block; border: 1px solid gray; padding: 2px;"> IMPROVING -13.5 From Prior Year ✓ </div>
Hispanic / Latino Insufficient Sample	Hispanic / Latino Insufficient Sample
Multi Racial / Other Insufficient Sample	Multi Racial / Other Insufficient Sample
White Insufficient Sample	White Insufficient Sample
American Indian / Alaskan Native Insufficient Sample	American Indian / Alaskan Native Insufficient Sample
Asian Insufficient Sample	Asian Insufficient Sample
Native Hawaiian / Pacific Islander Insufficient Sample	Native Hawaiian / Pacific Islander Insufficient Sample
English Learners Insufficient Sample	English Learners Insufficient Sample
Students with IEPs <i>4 out of 38 Students</i> Score: 10.5% <div style="display: inline-block; border: 1px solid gray; padding: 2px;"> IMPROVING +6.5 From Prior Year ✓ </div>	Students with IEPs <i>27 out of 38 Students</i> Score: 71.1% <div style="display: inline-block; border: 1px solid gray; padding: 2px;"> IMPROVING -17.0 From Prior Year ✓ </div>
Economically Disadvantaged <i>14 out of 117 Students</i> Score: 12.0% <div style="display: inline-block; border: 1px solid gray; padding: 2px;"> IMPROVING +8.5 From Prior Year ✓ </div>	Economically Disadvantaged <i>71 out of 117 Students</i> Score: 60.7% <div style="display: inline-block; border: 1px solid gray; padding: 2px;"> IMPROVING -16.0 From Prior Year ✓ </div>

* Schools that are performing at the most positive value for a metric automatically receive a label of "Improving", even if no change in performance occurred.